



US 20180207526A1

(19) **United States**

(12) **Patent Application Publication**
Lim

(10) **Pub. No.: US 2018/0207526 A1**

(43) **Pub. Date: Jul. 26, 2018**

(54) **HIGH-DIMENSIONAL TOUCH PARAMETER (HDTP) GAME CONTROLLERS WITH MULTIPLE USAGE AND NETWORKING MODALITIES**

(71) Applicant: **NRI R&D PATENT LICENSING, LLC**, San Antonio, TX (US)

(72) Inventor: **Seung E. Lim**, Belmont, CA (US)

(21) Appl. No.: **15/926,727**

(22) Filed: **Mar. 20, 2018**

Related U.S. Application Data

(63) Continuation of application No. 13/198,691, filed on Aug. 4, 2011, now Pat. No. 9,950,256.

(60) Provisional application No. 61/371,153, filed on Aug. 5, 2010.

Publication Classification

(51) **Int. Cl.**

<i>A63F 13/335</i>	(2014.01)
<i>A63F 13/235</i>	(2014.01)
<i>A63F 13/214</i>	(2014.01)
<i>A63F 13/95</i>	(2014.01)
<i>A63F 13/92</i>	(2014.01)

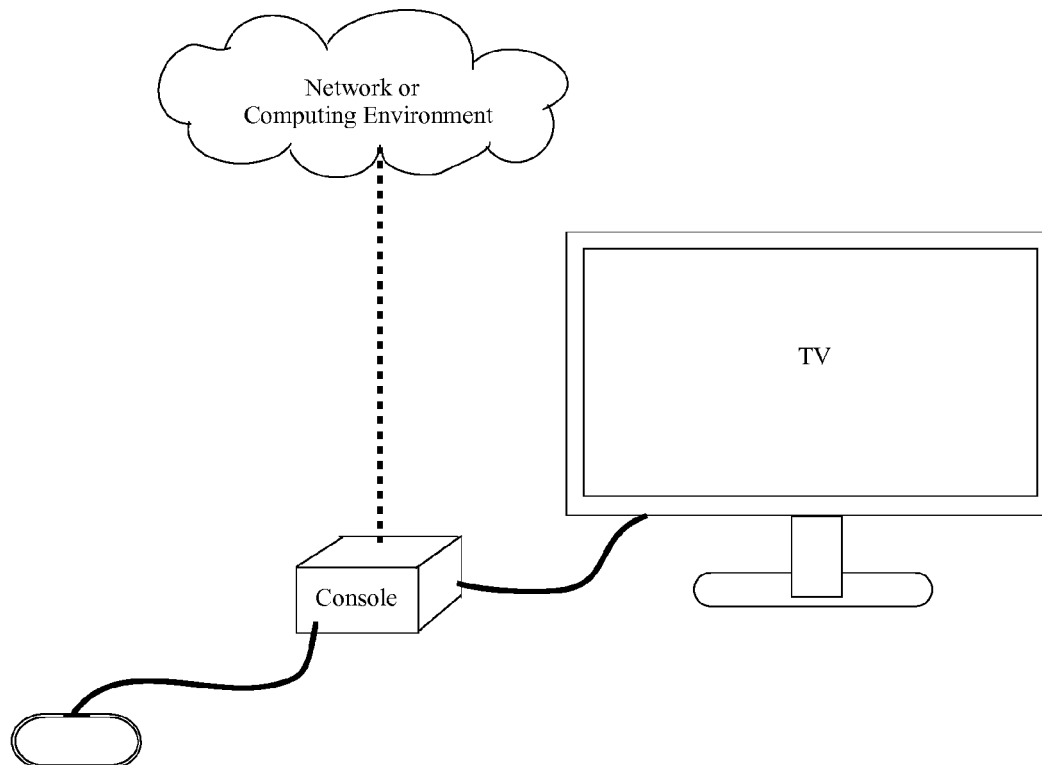
(52) **U.S. Cl.**

CPC *A63F 13/335* (2014.09); *A63F 13/235* (2014.09); *A63F 13/214* (2014.09); *A63F 2300/208* (2013.01); *A63F 2300/204* (2013.01); *A63F 2300/1068* (2013.01); *A63F 13/95* (2014.09); *A63F 13/92* (2014.09); *A63F 2300/403* (2013.01); *A63F 2300/407* (2013.01); *A63F 2300/1031* (2013.01)

(57)

ABSTRACT

A device comprising a High Dimensional Touch Parameter (HDTP) touch capability that can selectively function, as desired by the user, as one or more of a game controller that connects to a game console via network connections, an independent portable/mobile game device with limited but sufficient capacity of processor/memory, a controller for a game console connected remotely through the internet and or a storage device/media player that can store gaming history, personal information, or media files. In an embodiment the device comprises at least one processor for executing at least one algorithm, the algorithm including at least a game, at least one touch sensor providing real-time tactile information to at least one algorithm, the algorithm implementing at least on HDTP function, and at least one networking element configured to network the device to at least the internet.






Figure 1a




Figure 1b

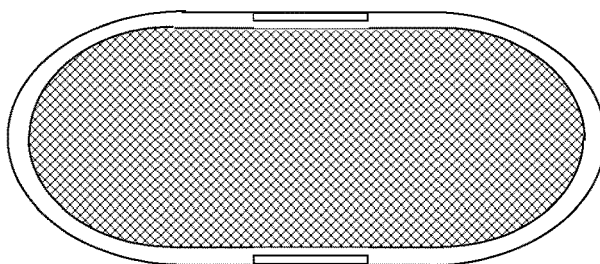


Figure 2a




Figure 2b

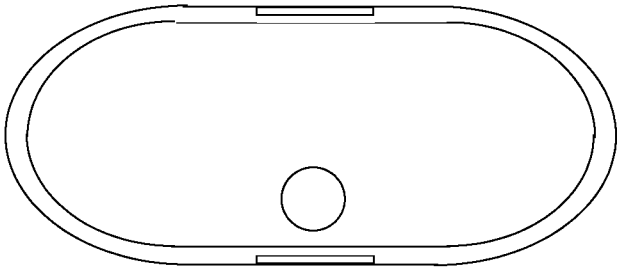


Figure 3a

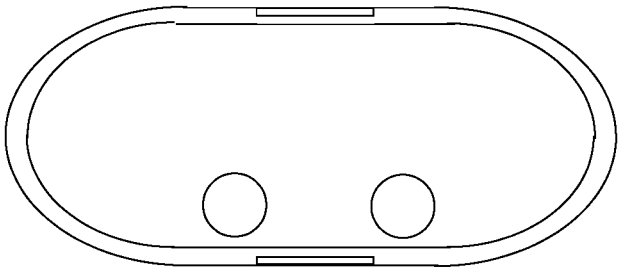


Figure 3b

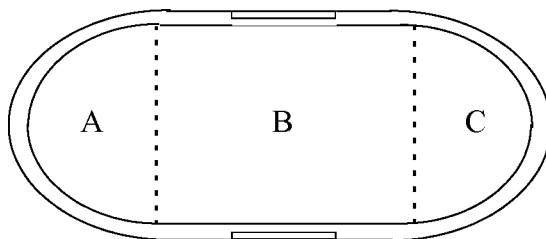


Figure 4a

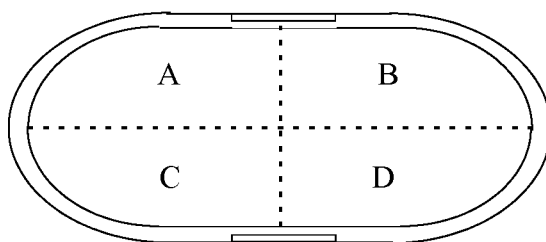


Figure 4b

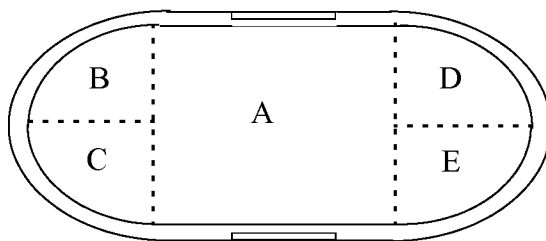


Figure 4c




Figure 5a




Figure 5b



Figure 6a

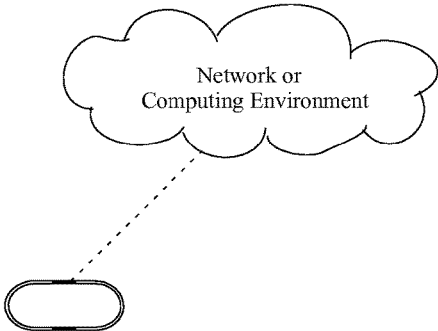


Figure 6b

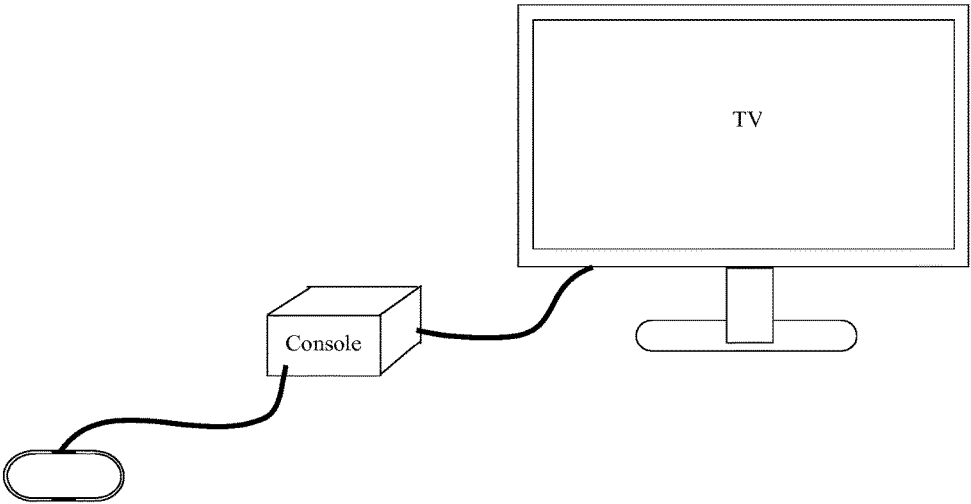


Figure 6c

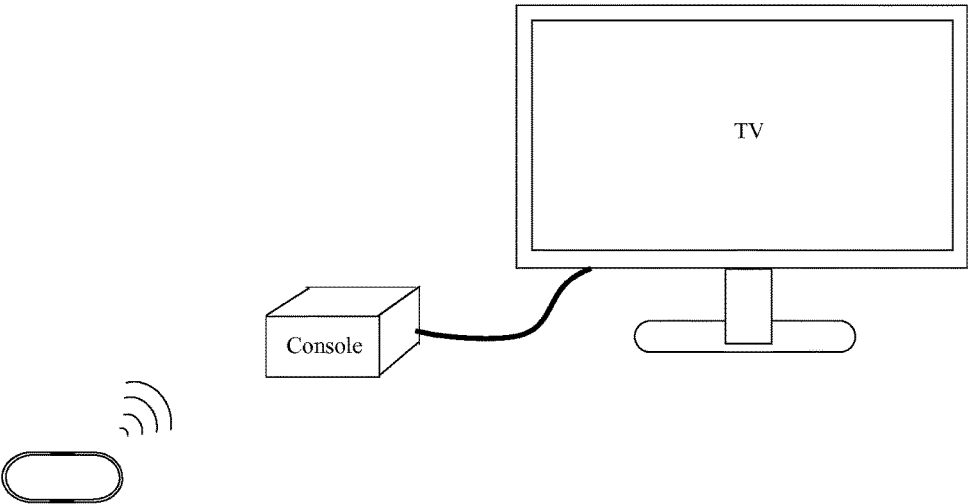


Figure 6d

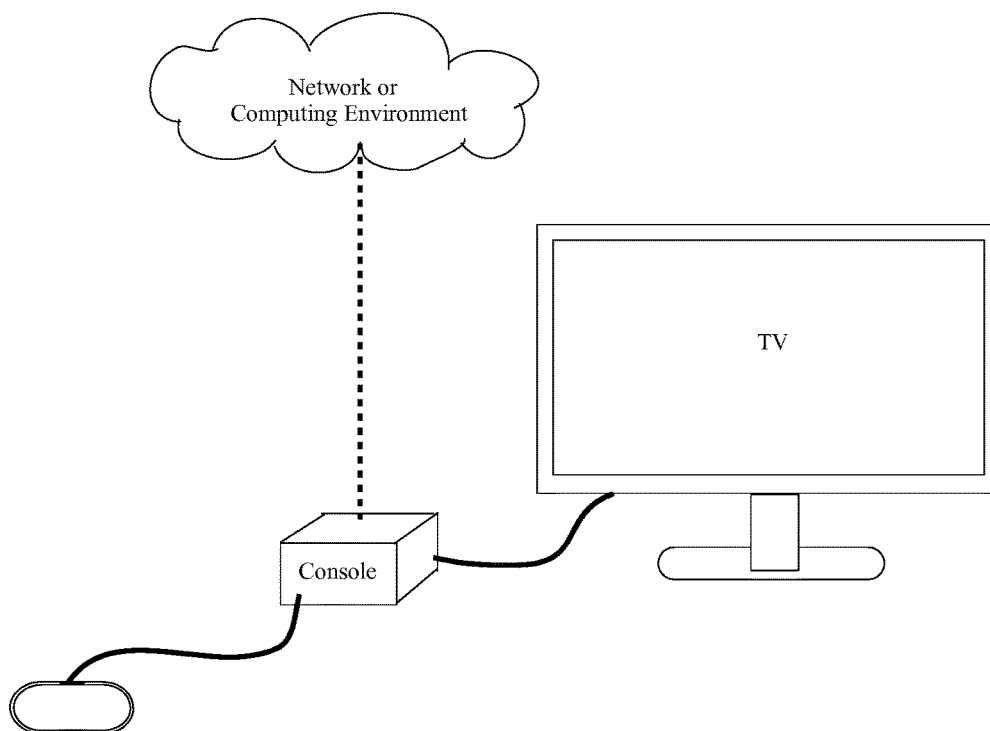


Figure 6e

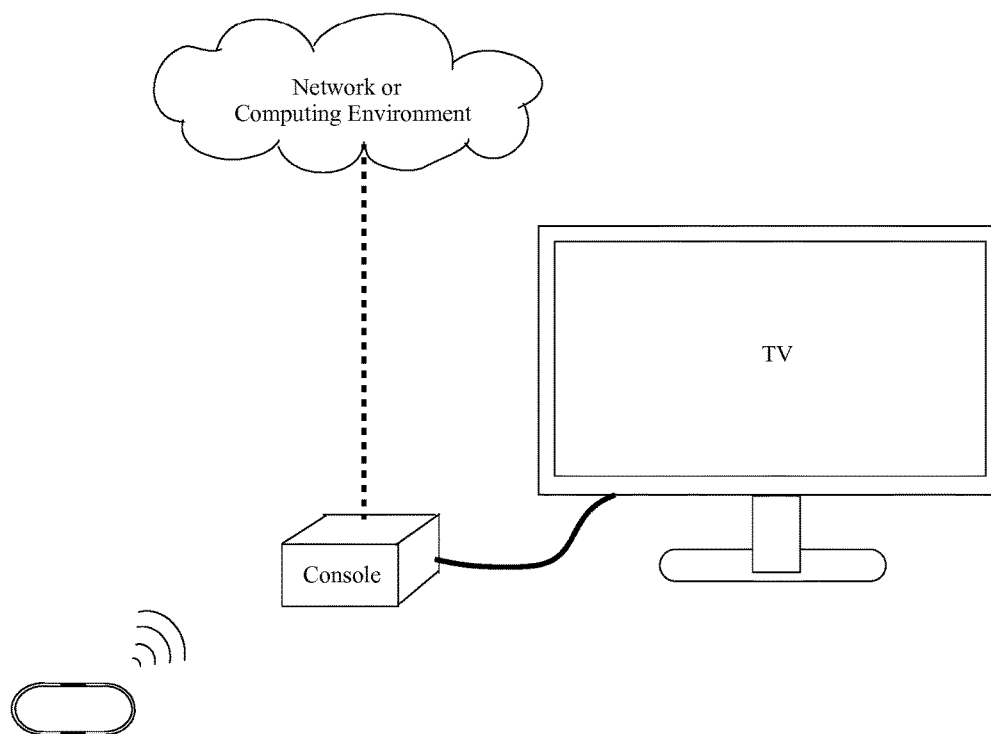


Figure 6f

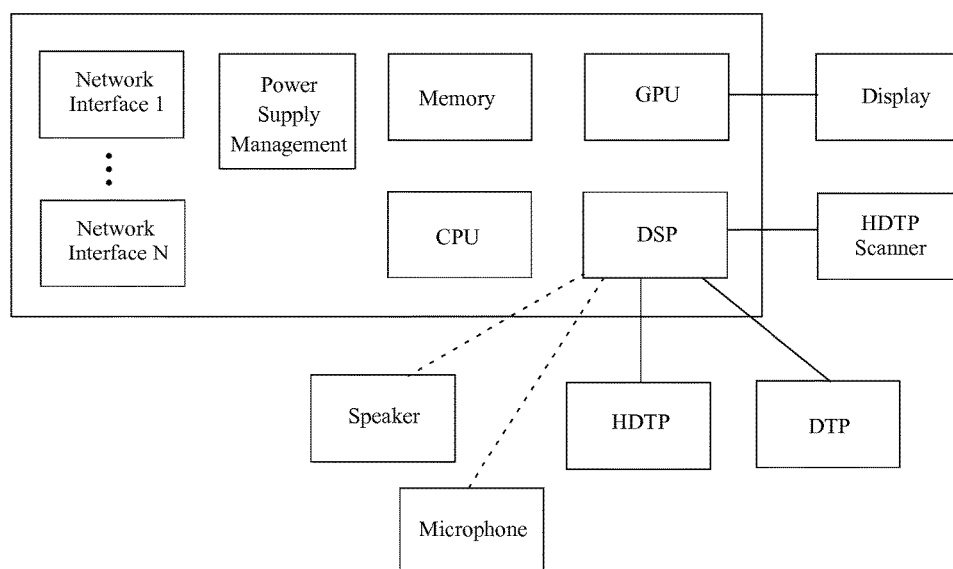


Figure 7a

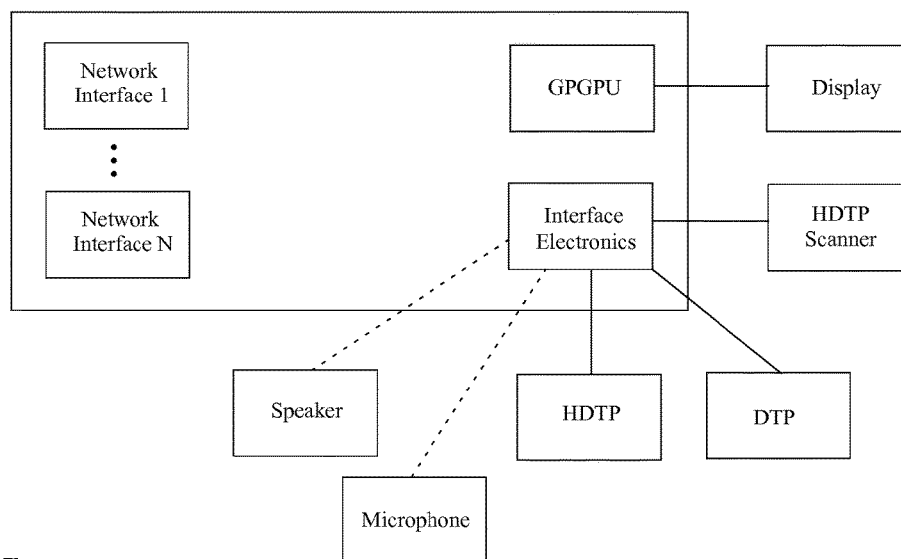


Figure 7b

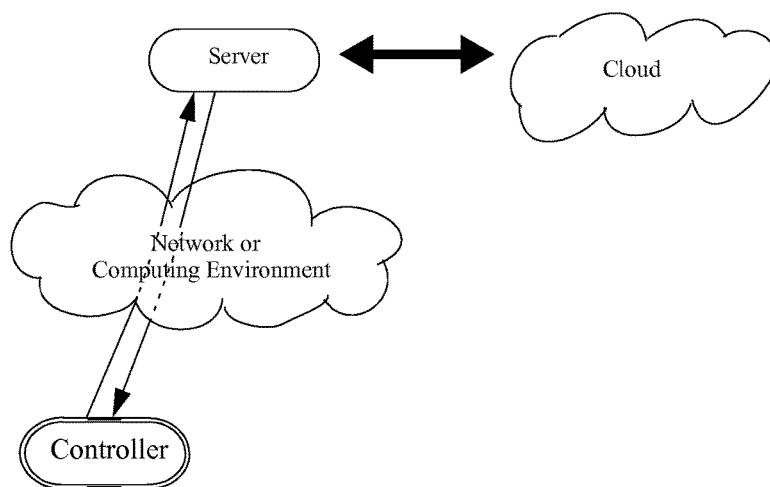


Figure 8a

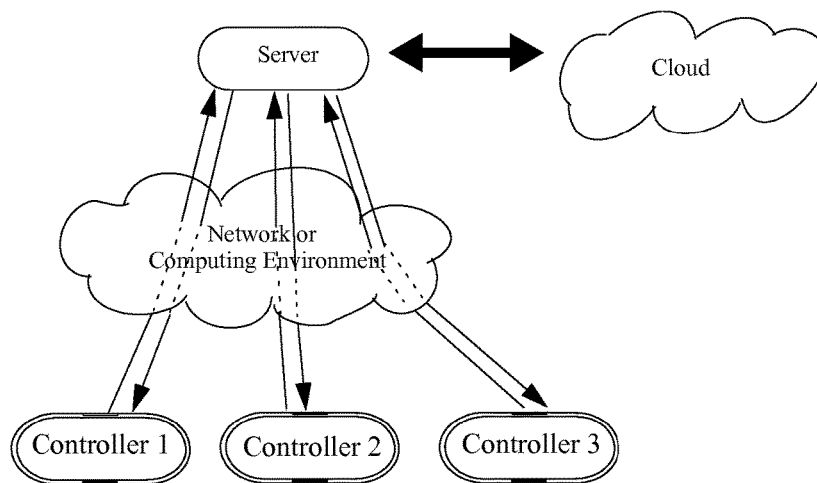


Figure 8b

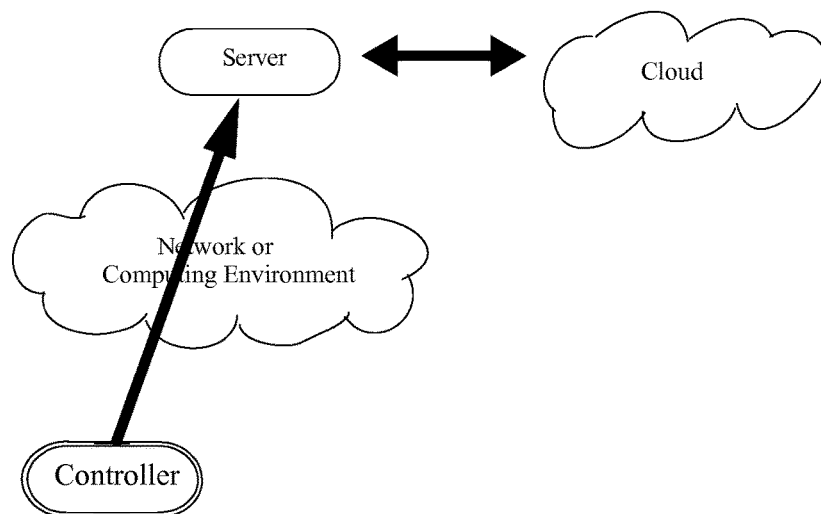


Figure 8c

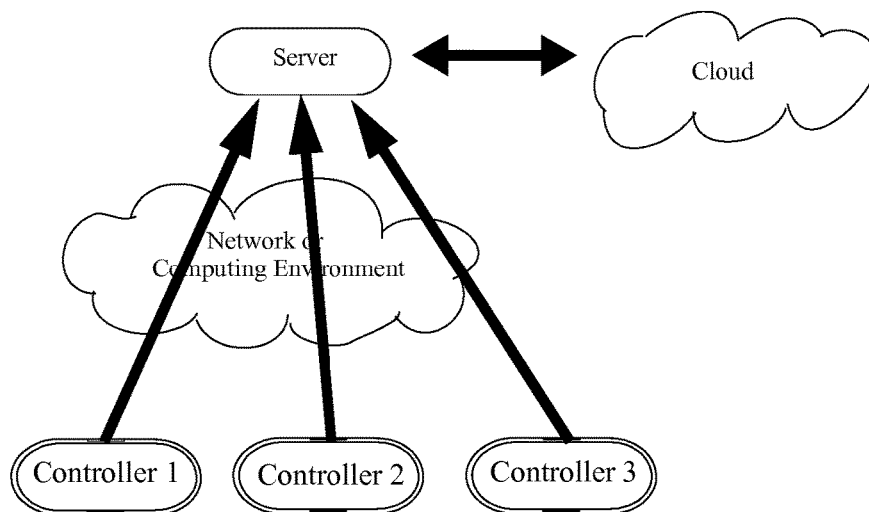


Figure 8d

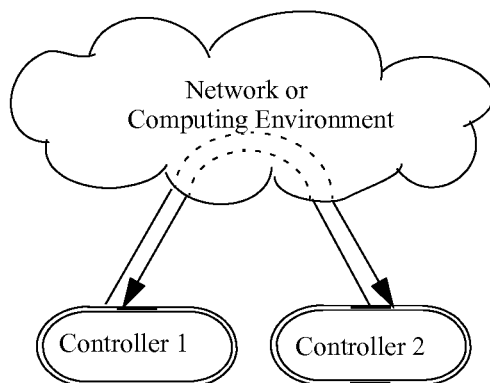


Figure 9a

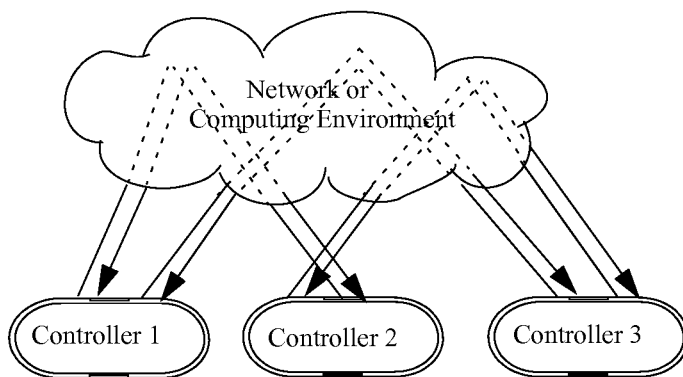


Figure 9b

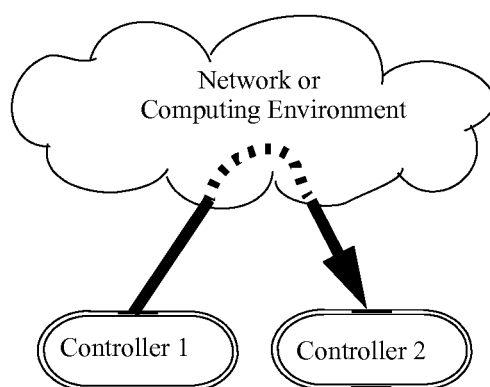


Figure 9c

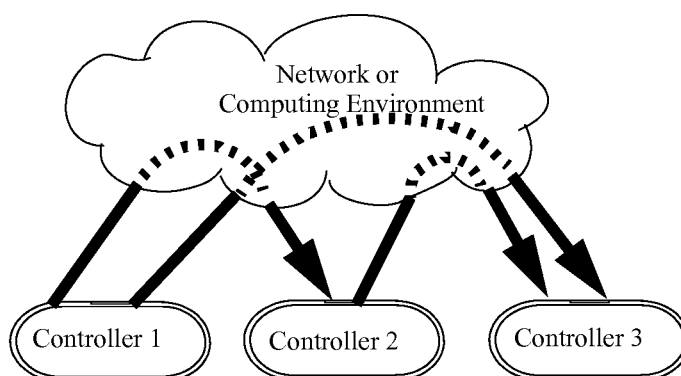


Figure 9d

Figure 10a




Figure 10b




Figure 10c



Figure 11a




Figure 11b





Figure 11c






Figure 12a




Figure 12b



Figure 12c

HIGH-DIMENSIONAL TOUCH PARAMETER (HDTP) GAME CONTROLLERS WITH MULTIPLE USAGE AND NETWORKING MODALITIES

CROSS-REFERENCE TO RELATED APPLICATIONS

[0001] Pursuant to 35 U.S.C. § 119(e), this application is a continuation application of U.S. patent application Ser. No. 13/198,691 filed Aug. 4, 2011, which claims benefit of priority from Provisional U.S. patent application Ser. No. 61/371,153, received at the U.S. Patent Office on Aug. 5, 2010, the contents of which are incorporated by reference.

COPYRIGHT & TRADEMARK NOTICES

[0002] A portion of the disclosure of this patent document may contain material, which is subject to copyright protection. Certain marks referenced herein may be common law or registered trademarks of the applicant, the assignee or third parties affiliated or unaffiliated with the applicant or the assignee. Use of these marks is for providing an enabling disclosure by way of example and shall not be construed to exclusively limit the scope of the disclosed subject matter to material associated with such marks.

BACKGROUND OF THE INVENTION

[0003] Although portable devices are becoming very popular, users still rely on devices that are not portable for a variety of reasons—for example most inexpensive portable devices have limited capacity of processor or storage. Devices with lack of mobility can be compensated for by additional features or additional types of devices that provide access to associated systems or networks. An important example of these, and subject of the present invention, is game consoles.

[0004] WiFi and other types of networking has become available in most urban areas, and there are broad ranges of devices that enable the users to easily connect among devices within homes via various types of networking. Additionally, electronic games for social networks and massively multiplayer online (MMO) games are a rapidly growing trend in gaming industry. Further, digital distribution and downloadable content are also becoming a trend in gaming industry. Accordingly, staying connected to the internet or other network has become increasingly essential in gaming.

[0005] Further, it is noted that during the last decade video games have become more interactive. Older games utilized button-pressing sequences to simulate more complicated inputs and motions (such as gestures). Because of the fact that such button-pressing sequences are often very complicated, some games have limited audience of users. As gaming consoles devised and include user-operated controls that are easier to use, such game consoles have increasingly attracted users that are not experienced gamers. For example, Nintendo's Wii has variety of games the whole family can play, and the targeted age of users are definitely of wider range compared to some years ago.

[0006] The popularity of the Apple™ iPhone™ and subsequent smartphones, PDAs, and other handheld mobile devices with touch interfaces has lead to interest and demand for games that use touch-based and touch-gesture user interfaces. To date the touch capabilities have been somewhat limited. Some newer game controllers and por-

table game consoles comprise touch-screens, but these typically only offer the X-Y position tracking capabilities of traditional mice or simple flinger-flick gestures.

[0007] The High Dimensional Touch Parameter ("HDTP") touch-pad and touch-screen technologies as taught in U.S. Pat. No. 6,570,078, pending U.S. patent application Ser. No. 12/418,605, pending U.S. patent application Ser. No. 11/761,978, and many other related pending U.S. patent applications provide a wide range of touch-based user interface capabilities—including 3D and 6D interactions, advanced multi-touch, rich information flux, rich metaphors, multi-dimensional extensions to hyperlinks (for example as taught in pending U.S. patent application Ser. No. 13/026,248), and tactile grammars—many of which are very well suited for interactive control of gaming systems. Additionally, HDTP touch-pad and touch-screen technologies can be readily implemented in small, handheld devices. Further as to this, as taught in pending U.S. patent application Ser. Nos. 12/418,605 and 61/506,634, medium and high resolutions HDTP touch-screen technologies can be implemented using multiplexed OLED displays or transparent OLED overlays atop LCD displays so that capacitive sensing overlays and associated RF electronics are not required. In such embodiments, the capture and tracking software for gestures and parameters can be implemented in part or entirely in GPU processors, display driver software, and other computational elements within a device.

[0008] Two previous pending U.S. patent applications by the present inventor—U.S. patent application Ser. Nos. 12/502,230 and 12/511,930—share a specification that teaches aspects of game-based applications of HDTP technologies, for example as implemented on a computer (or as implemented on a hand-held device; see FIG. 1f therein).

[0009] The present invention provides for the incorporation of selected HDTP features as advantageous for additional embodiments, product, or applications of a game controller, device acting as a game controller, or other related technologies. The present invention additionally pertains to various embodiments of advanced game controllers that include an HDTP touch-pad or touch-screen.

SUMMARY OF THE INVENTION

[0010] Features and advantages of the invention will be set forth in the description which follows, and in part will be apparent from the description, or may be learned by practice of the invention. The objectives and other advantages of the invention will be realized and attained by the structure particularly pointed out in the written description and claims hereof as well as the appended drawings.

[0011] In an embodiment, inventive systems and methods of the invention comprise the incorporation of selected HDTP features as advantageous for additional embodiments, product, or applications of a game controller, device acting as a game controller, or other related technologies.

[0012] In another aspect of the invention, a game controller comprises touch-based sensor that is used as a sensor for a HDTP user interface.

[0013] In another aspect of the invention, a game controller comprises capacitive touch sensor that is used as a sensor for a HDTP user interface.

[0014] In an aspect of the invention, a game controller comprises an OLED display that is used as a touch-based user interface.

[0015] In another aspect of the invention, a game controller comprises an OLED display that is used as a sensor for a HDTP user interface.

[0016] In another aspect of the invention, a game controller comprises video camera that is used as a sensor for a HDTP user interface.

[0017] In another aspect of the invention, a game controller comprises video camera that is used as a sensor for gesture sensing.

[0018] In another aspect of the invention, a game controller comprises an HDTP user interface and a joystick.

[0019] In another aspect of the invention, a game controller comprises support for a multiple-dimensional hypermedia object.

[0020] In another aspect of the invention, a game controller comprises support for a multiple-dimensional hyperlink.

[0021] In an embodiment, the invention comprises a High Dimensional Touch Parameter (HDTP) touch capability that can selectively function, as desired by the user, as one or more of a game controller that connects to a game console via network connections, an independent portable/mobile game device with limited but sufficient capacity of processor/memory, a controller for a game console connected remotely through the internet and or a storage device/media player that can store gaming history, personal information, or media files. In an embodiment the device comprises at least one processor for executing at least one algorithm, the algorithm including at least a game, at least one touch sensor providing real-time tactile information to at least one algorithm, the algorithm implementing at least on HDTP function, and at least one networking element configured to network the device to at least the internet.

[0022] In an embodiment the invention comprises a device that can selectively function, as desired by the user, as one or more of:

[0023] a game controller device that connects to a game console via wireless connections;

[0024] a game controller device that connects to a game console via wired connections;

[0025] an independent portable/mobile game device with limited but sufficient capacity of processor/memory;

[0026] a controller for a game console connected remotely through the internet;

[0027] a storage device/media player that can store gaming history, personal information, or media files.

[0028] In an embodiment the invention comprises a device that can selectively function, as desired by the user, as one or more of:

[0029] a game controller device that connects to a game console via wireless connections;

[0030] a game controller device that connects to a game console via wired connections;

[0031] an independent portable/mobile game device with limited but sufficient capacity of processor/memory;

[0032] a controller for a game console connected remotely through the internet.

[0033] In an embodiment the invention comprises a device that can selectively function, as desired by the user, as one or more of:

[0034] a game controller device that connects to a game console via wireless connections;

[0035] a game controller device that connects to a game console via wired connections;

[0036] an independent portable/mobile game device with limited but sufficient capacity of processor/memory.

[0037] In an embodiment the invention comprises a device that can selectively function, as desired by the user, as one or more of:

[0038] an independent portable/mobile game device with limited but sufficient capacity of processor/memory;

[0039] a storage device/media player that can store gaming history, personal information, or media files.

[0040] These and other embodiments will also become readily apparent to those skilled in the art from the following detailed description of the embodiments having reference to the attached figures, the invention not being limited to any particular embodiment disclosed.

BRIEF DESCRIPTION OF THE DRAWINGS

[0041] The above and other aspects, features and advantages of the present invention will become more apparent upon consideration of the following description of preferred embodiments taken in conjunction with the accompanying drawing figures.

[0042] FIGS. 1a and 1b illustrate physical configuration of the embodiment of the invention which comprises of a screen on the center of the front and touch sensor regions on left and right end of the device both on the front and the back.

[0043] FIGS. 2a and 2b illustrate physical configuration of the embodiment of the invention which comprises of a touch-screen on the front and touch sensor regions on left and right end of the device both on the front and the back.

[0044] FIG. 3a illustrates physical configuration of the embodiment of the invention which includes a joystick (or a directional stick) on the bottom center of the front.

[0045] FIG. 3b illustrates physical configuration of the embodiment of the invention which includes two joysticks (or directional sticks) on the bottom center of the front.

[0046] FIG. 4a-4c illustrates physical configuration of the embodiment of the invention where the touch sensor region on the front is partitioned into multiple parts.

[0047] FIGS. 5a and 5b illustrates physical configuration of the embodiment of the invention where there are touch sensor regions along the edge of the device.

[0048] FIG. 6a depicts an exemplary controller (or portable gaming console) as a standalone device.

[0049] FIG. 6b depicts an exemplary controller (or portable gaming console) connected to the network or computing environment.

[0050] FIG. 6c depicts an exemplary controller connected with wire to the console, which is connected to the TV or display.

[0051] FIG. 6d depicts an exemplary controller connected wirelessly the console, which is connected to the TV or display. Such wireless connection includes infrared, Bluetooth, WiFi, etc.

[0052] FIG. 6e depicts an exemplary controller wired to the console (connected to the TV or display) which is connected to the network or computing environment.

[0053] FIG. 6f depicts an exemplary controller connected wirelessly the console (connected to the TV or display) which is connected to the network or computing environment.

[0054] FIGS. 7a and 7b describe the possible embodiments of the architecture of the invention.

[0055] FIG. 8a illustrates an exemplary arrangement wherein a game controller is connected to the server via network for the purpose of having the server handle computations, data or database, or combinations of them.

[0056] FIG. 8b illustrates an exemplary arrangement wherein multiple game controllers are connected to one server through network.

[0057] FIG. 8c illustrates an exemplary arrangement wherein a controller can control the server through the network or the computing environment.

[0058] FIG. 8d illustrates an exemplary arrangement wherein multiple controllers can control the server through the network or the computing environment.

[0059] FIG. 9a illustrates an exemplary arrangement wherein two game controllers are connected through network.

[0060] FIG. 9b illustrates how three game controllers are connected to one another through network.

[0061] FIG. 9c illustrates an exemplary arrangement wherein a controller can control another controller that is connected to the same network or the computing environment.

[0062] FIG. 9d illustrates an exemplary arrangement wherein one controller can control another controller connected on the same network or the computing environment.

[0063] FIG. 10a illustrates an exemplary view from the simulated aircraft when the aircraft is rotated to the left. FIG. 10b illustrates an exemplary view from the simulated aircraft when the aircraft is in neutral position. FIG. 10c illustrates an exemplary view from the simulated aircraft when the aircraft is rotated to the right.

[0064] FIG. 11a illustrates an exemplary view from the simulated aircraft when the aircraft is slanted upward. FIG. 11b illustrates an exemplary view from the simulated aircraft when the aircraft is in neutral position. FIG. 11c illustrates an exemplary view from the simulated aircraft when the aircraft is slanted downward.

[0065] FIG. 12a illustrates an exemplary view from the simulated aircraft when the aircraft is rotated clockwise. FIG. 12b illustrates an exemplary view from the simulated aircraft when the aircraft is in neutral position. FIG. 12c illustrates an exemplary view from the simulated aircraft when the aircraft is rotated counterclockwise.

DETAILED DESCRIPTION OF THE PREFERRED EMBODIMENTS

[0066] In the following, numerous specific details are set forth to provide a thorough description of various embodiments. Certain embodiments may be practiced without these specific details or with some variations in detail. In some instances, certain features are described in less detail so as not to obscure other aspects. The level of detail associated with each of the elements or features should not be construed to qualify the novelty or importance of one feature over the others.

[0067] In the following description, reference is made to the accompanying drawing figures which form a part hereof, and which show by way of illustration specific embodiments

of the invention. It is to be understood by those of ordinary skill in this technological field that other embodiments may be utilized, and structural, electrical, as well as procedural changes may be made without departing from the scope of the present invention.

Mobile and Non-Mobile Devices

[0068] Although portable devices are becoming very popular, users still rely on devices that are not portable for a variety of reasons—for example most inexpensive portable devices have limited capacity of processor or storage. Devices with lack of mobility can be compensated for by additional features or additional types of devices that provide access to associated systems or networks. An important example of these, and the subject of the present invention, are game consoles.

Networking of Game Controllers

[0069] WiFi and other types of networking has become available in most urban areas, and there are broad ranges of devices that enable the users to easily connect among devices within homes via various types of networking. Additionally, electronic games for social networks and massively multiplayer online (MMO) games are a rapidly growing trend in gaming industry. Further, digital distribution and downloadable content are also becoming a trend in gaming industry. Accordingly, staying connected to the internet or other network has become increasingly essential in gaming.

User Interface Evolution in Game Controllers

[0070] Further, it is noted that during the last decade video games have become more interactive. Older games utilized button-pressing sequences to simulate more complicated inputs and motions (such as gestures). Because of the fact that such button-pressing sequences are often very complicated, some games have limited audience of users. As gaming consoles devised and include user-operated controls that are easier to use, such game consoles have increasingly attracted users that are not experienced gamers. For example, Nintendo's Wii has variety of games the whole family can play, and the targeted age of users are definitely of wider range compared to some years ago.

Touch-Based User Interfaces in Game Controllers

[0071] The popularity of the Apple™ iPhone™ and subsequent smartphones, PDAs, and other handheld mobile devices with touch interfaces has lead to interest and demand for games that use touch-based and touch-gesture user interfaces. To date the touch capabilities have been somewhat limited. Some newer game controllers and portable game consoles comprise touch-screens, but these typically only offer the X-Y position tracking capabilities of traditional mice or simple flinger-flick gestures.

High Dimensional Touch Parameter ("HDTP") Touch-Pad and Touch-Screen Technologies and its Use in Game Controllers

[0072] The High Dimensional Touch Parameter ("HDTP") touch-pad and touch-screen technologies as taught in U.S. Pat. No. 6,570,078, pending U.S. patent application Ser. No. 12/418,605, pending U.S. patent application Ser. No. 11/761,978, and many other related pending

U.S. patent applications provide a wide range of touch-based user interface capabilities. These include vast ranges of control by combinations of additional parameters derived from touch by the human hand, including a number of natural 3D capabilities, for example:

- [0073] 3D and 6D interactions;
- [0074] advanced multi-touch;
- [0075] use both hands (for example, when the invention is oriented horizontally) or one hand (when oriented vertically);
- [0076] rich information flux;
- [0077] rich frameworks for a wide variety of metaphors;
- [0078] multi-dimensional extensions to hypermedia objects including hyperlinks and rollovers (for example as taught in pending U.S. patent application Ser. No. 13/026,248);
- [0079] tactile grammars.

[0080] Additionally, HDTP touch-pad and touch-screen technologies can be readily implemented in small, handheld devices in various ways. As taught in pending U.S. patent Application Ser. Nos. 12/418,605 and 61/506,634, medium and high resolutions HDTP touch-screen technologies can be implemented using multiplexed OLED displays or transparent OLED overlays atop LCD displays so that capacitive sensing overlays and associated RF electronics are not required. In such embodiments, the capture and tracking software for gestures and parameters can be implemented in part or entirely in GPU processors, display driver software, and other computational elements within a device. Also as taught in U.S. Pat. No. 6,570,078 and pending U.S. patent application Ser. No. 12/418,605, video cameras can also be used to implement HDTP capabilities and extensions of them.

Use of HDTP Touch-Pad and Touch-Screen Technologies in Game Controllers

[0081] The vast ranges of control by combinations of additional parameters derived from touch by the human hand, including its extensive natural 3D capabilities, metaphors, grammars, and advanced hyperlinks are very well suited for interactive control of gaming systems.

[0082] Two previous pending U.S. patent applications by the present inventor—U.S. patent application Ser. Nos. 12/502,230 and 12/511,930—share a specification that teaches aspects of game-based applications of HDTP technologies, for example as implemented on a computer (or as implemented on a hand-held device; see FIG. 1*f* therein).

[0083] The present invention provides for the incorporation of selected HDTP features as advantageous for additional embodiments, product, or applications of a game controller, device acting as a game controller, or other related technologies. The present invention additionally pertains to various embodiments of advanced game controllers that include an HDTP touch-pad or touch-screen.

Use of HDTP 3D Capabilities

[0084] As newer games heavily rely on interactive 3D features more and more, these additional parameters provided by the HDTP can be more useful as they can produce controls using natural metaphors. The need for multiple buttons and directional pad/stick is eliminated by the HDTP. Controls that previously require complicated sequence of arrow keys and buttons can easily be implemented by

combination of parameters. Users can navigate through the setup menus and control options in a game with the HDTP. A joystick or a directional control stick, which is a main feature of most game controllers, can be replaced with having the HDTP along the edge of the controller: if a user wants to move an object to a desired direction, the user can place one or more finger(s) in the corresponding side of the touch-pad, or a touch-pad can be placed on the top surface of the joystick.

HDTP Sensors

[0085] In an embodiment, the invention can comprise (or be comprised within) a device comprising of any combination of two or more of the following:

- [0086] A screen that also functions as a touch-pad or touch-screen (for example as taught in pending U.S. patent application Ser. Nos. 12/418,605 and 61/506,634, using capacitive, pressure, or LED/OLD sensing technologies);
- [0087] One or more touch sensor(s) provided in a region along the edge all around or at least in areas where both index fingers and both thumbs can sit comfortably for simultaneous input;
- [0088] One or more touch sensor(s) provided in a region on both left and right end;
- [0089] One or more touch sensor(s) provided in a region on the back of either/both left and right end;
- [0090] One or more low-profile directional pad(s)/stick(s) configured in the center of the bottom and/or the center of the top edge;
- [0091] One or more built-in camera(s) for implementing HDTP functions, gesture recognition, and/or machine vision functions.

[0092] In an embodiment, the aforementioned touch-pad or touch-screen can be an HDTP touch-pad or touch-screen. A number of exemplary configurations incorporating one or more touch-pads or touch-screens, ordinary, gesture-based, and/or HDTP are now presented.

[0093] FIG. 1*a-5b* illustrate physical exemplary embodiment of the invention.

[0094] FIGS. 1*a* and 1*b* illustrate physical configuration of the embodiment of the invention which comprises of a screen on the center of the front and touch sensor regions on left and right end of the device both on the front and the back.

[0095] FIGS. 2*a* and 2*b* illustrate physical configuration of the embodiment of the invention which comprises of a touch-screen on the front and touch sensor regions on left and right end of the device both on the front and the back.

[0096] The invention provides for the HDTP to be supplemented with additional controllers. For example, FIG. 3*a* illustrates physical configuration of the embodiment of the invention which includes a joystick (or a directional stick) on the bottom center of the front. Similarly, FIG. 3*b* illustrates physical configuration of the embodiment of the invention which includes two joysticks (or directional sticks) on the bottom center of the front.

[0097] FIG. 4*a-4c* illustrates physical configuration of the embodiment of the invention where a touch sensor region is implemented on the front of the device is partitioned into multiple parts.

[0098] FIGS. 5*a* and 5*b* illustrates physical configuration of the embodiment of the invention where there is at least one touch sensor region along the edge of the device.

Networking

[0099] Various embodiments of the invention can support a number of operating modalities and networking arrangements with the internet, game consoles, games servers, etc.

[0100] FIG. 6a-6f illustrate exemplary usage modality and/or networking embodiments provided for by the invention.

[0101] FIG. 6a represents the controller (or portable gaming console) as a standalone device. FIG. 6b represents the controller (or portable gaming console) connected to the network or computing environment. In FIG. 6c, the controller is connected with wire to the console, which is connected to the TV or display. In FIG. 6d, the controller is connected wirelessly to the console, which is connected to the TV or display. Such wireless connection includes infrared, Bluetooth, LAN, WAN, WAP, etc. In FIG. 6e, the controller is wired to the console (connected to the TV or display) which is connected to the network or computing environment. In FIG. 6f, the controller is connected wirelessly to the console (connected to the TV or display) which is connected to the network or computing environment.

[0102] FIGS. 7a and 7b describe the possible embodiments of the internal architecture of the invention. FIG. 7a depicts an exemplary embodiment comprising one or more network interface(s), memory, CPU, GPU, and DSP. FIG. 7b illustrates a different an exemplary embodiment. The need for memory and CPU is eliminated by having a GPGPU (General Purpose GPU). General purpose computing, as well as graphic rendering, is delegated to GPGPU. In the above, the exemplary depicted audio features (speaker, microphone) can be included or omitted as can be advantageous.

[0103] FIG. 8a illustrates an exemplary arrangement wherein a game controller is connected to the server via network for the purpose of having the server handle computations, data or database, or combinations of them. FIG. 8b illustrates an exemplary arrangement wherein multiple game controllers are connected to one server through network. All the controllers are connected only through the server; no direct access among one controller to another is available. This is referred to as “star” topology or social network. FIG. 8c illustrates an exemplary arrangement wherein a controller can control the server through the network or the computing environment. FIG. 8d illustrates an exemplary arrangement wherein multiple controllers can control the server through the network or the computing environment.

[0104] FIG. 9a illustrates an exemplary arrangement wherein two game controllers are connected through network. FIG. 9b illustrates an exemplary arrangement wherein three game controllers are connected to one another through network. This connection represents a “Full Mesh” topology—every controller is connected to every other controller.

[0105] FIG. 9c illustrates an exemplary arrangement wherein a controller can control another controller that is connected to the same network or the computing environment. FIG. 9d illustrates an exemplary arrangement wherein one controller can control another controller connected on the same network or the computing environment.

Exemplary HDTP Usage Scenarios

[0106] Exemplary HDTP parameters (or combinations of parameters) usage scenarios are now considered.

[0107] In sporting games where a graphically rendered object is thrown or hit, rotating a finger can be used to adjust the direction, and more or less pressure to adjust the intensity of throwing/hitting. Other variations are clear to one skilled in the art and are provided for by the invention.

[0108] As taught in pending U.S. patent application Ser. No. 12/502,230 and U.S. Ser. No. 12/511,930, in a flight simulator game, the user can control the direction of the movement by rolling, pitching, or rotating the finger, these sensed by HDTP touch-screen or touch sensor technology. For example, a user can control horizontal orientation of the aircraft by rolling the finger; roll the finger to the left to have the aircraft roll counter-clockwise and roll the finger to the right to have the aircraft roll clockwise. FIG. 10a illustrates an exemplary view from the simulated aircraft when the aircraft is rotated to the left, and FIG. 10c illustrates an exemplary view from the simulated aircraft when the aircraft is rotated to the right. FIG. 10b illustrates an exemplary view from the simulated aircraft when the aircraft is in neutral position. FIG. 11a illustrates an exemplary view from the simulated aircraft when the aircraft is slanted upward, and FIG. 11c illustrates an exemplary view from the simulated aircraft when the aircraft is slanted downward. FIG. 11b illustrates an exemplary view from the simulated aircraft when the aircraft is in neutral position. FIG. 12a illustrates an exemplary view from the simulated aircraft when the aircraft is rotated clockwise, and FIG. 12c illustrates an exemplary view from the simulated aircraft when the aircraft is rotated counterclockwise. FIG. 12b illustrates an exemplary view from the simulated aircraft when the aircraft is in neutral position.

[0109] Combinations of more HDTP parameters can implement, emulate, or simulate more complex control actions. For example, the simulated aircraft can be slanted downward while rotated to the left by a finger rotated counterclockwise while being tilted downward. Other variations are clear to one skilled in the art and are provided for by the invention.

[0110] Similar controls can be available in vehicle simulation games. Rolling, pitching, and rotating fingers can control steering, braking, and accelerating the vehicles. Other variations are clear to one skilled in the art and are provided for by the invention.

[0111] In games where two different major categories of control is required, i.e. combat flight simulations games where the users simulate both flying and combat situations, having touch sensor regions both on front and back side of the controller can be advantageous. As an example, the touch sensor regions on the front can be used for navigating the aircraft, and the touch sensor regions on the back can be used for navigating through submenus for selecting targets, weapons, etc. In another embodiment, the touch sensor regions on the front can be used for actual movement of the aircraft, and the touch sensor regions on the back can be used for manipulating the viewpoint. Other variations are clear to one skilled in the art and are provided for by the invention.

[0112] In a 3D puzzle game, the orientation of a 3D object can be manipulated with a finger placed on the touch sensor on the left end of the controller, and the position of a 3D object can be manipulated with a finger placed on the touch sensor on the right end of the controller. Other variations are clear to one skilled in the art and are provided for by the invention.

[0113] In a competitive fighting video game, one region of the HDTP can control the arm motions while another region of the HDTP can control the leg motions. Variations on the users' touch can simulate complex punches or kicks. Also, making selections in menus or switching between different modes can be done easily with rolling, pitching, or rotating fingers. Other variations are clear to one skilled in the art and are provided for by the invention. Further, a contiguous touch sensor region can be partitioned into multiple parts, as described in pending U.S. patent application Ser. No. 12/418,605.

[0114] In a music game or application, different parts of the HDTP can control different instruments: for example, left hand can play the drums, and right hand can play the guitar. Other variations are clear to one skilled in the art and are provided for by the invention.

[0115] In another embodiment, the controller can be composed of a plurality of distinct portions or modules - for example left, center, and right modules—and one or more such portions or modules can be replaced with a module that is longer, shaped differently, or has other variations or differences—for example as may be particularly suited to a particular mode or action of play. Just as the replica guitar used in RockBand™, a module that is longer to replicate frets on a guitar can be used to provide experience that is similar to playing an actual guitar. Other variations are clear to one skilled in the art and are provided for by the invention.

[0116] Combinations of parameters can also improve the user experience in construction and management simulation games by providing easier way of making selections in menus or switching between different modes.

[0117] With a built-in camera for gesture recognition or machine vision, users can control the object in the game, while the camera detects the user behavior which can be another input for the game.

[0118] In an embodiment, the invention uses HDTP functions to implement multi-dimensional extensions to hyper-media objects including hyperlinks and rollovers (for example as taught in pending U.S. patent application Ser. No. 13/026,248).

Additional Exemplary Aspects and Applications of the Invention

[0119] Additional exemplary aspects and applications of the present invention provide for embodiments to be configured as one or more of the following:

- [0120] a standalone device, a portable game/media player limited but moderate capacity of processor and memory;
 - [0121] a portable game/media player connected to the network;
 - [0122] a game controller connected to the main console with wired connections, which can be connected to the network;
 - [0123] a game controller connected to the main console with wireless connections, which can be connected to the network;
 - [0124] a game controller directly connected to the network where a main console is connected to;
 - [0125] a game controller directed connected to the network for cloud computing network service.
- [0126] In an embodiment the invention comprises a device that can selectively function, as desired by the user, as one or more of:

- [0127] a game controller device that connects to a game console via wireless connections;
 - [0128] a game controller device that connects to a game console via wired connections;
 - [0129] an independent portable/mobile game device with limited but sufficient capacity of processor/memory;
 - [0130] a controller for a game console connected remotely through the internet;
 - [0131] a storage device/media player that can store gaming history, personal information, or media files.
- [0132] In an embodiment the invention comprises a device that can selectively function, as desired by the user, as one or more of:
- [0133] a game controller device that connects to a game console via wireless connections;
 - [0134] a game controller device that connects to a game console via wired connections;
 - [0135] an independent portable/mobile game device with limited but sufficient capacity of processor/memory;
 - [0136] a controller for a game console connected remotely through the internet.
- [0137] In an embodiment the invention comprises a device that can selectively function, as desired by the user, as one or more of:
- [0138] a game controller device that connects to a game console via wireless connections;
 - [0139] a game controller device that connects to a game console via wired connections;
 - [0140] an independent portable/mobile game device with limited but sufficient capacity of processor/memory.
- [0141] In an embodiment the invention comprises a device that can selectively function, as desired by the user, as one or more of:
- [0142] an independent portable/mobile game device with limited but sufficient capacity of processor/memory;
 - [0143] a storage device/media player that can store gaming history, personal information, or media files.
- [0144] The terms “certain embodiments”, “an embodiment”, “embodiment”, “embodiments”, “the embodiment”, “the embodiments”, “one or more embodiments”, “some embodiments”, and “one embodiment” mean one or more (but not all) embodiments unless expressly specified otherwise. The terms “including”, “comprising”, “having” and variations thereof mean “including but not limited to”, unless expressly specified otherwise. The enumerated listing of items does not imply that any or all of the items are mutually exclusive, unless expressly specified otherwise. The terms “a”, “an” and “the” mean “one or more”, unless expressly specified otherwise.
- [0145] While the invention has been described in detail with reference to disclosed embodiments, various modifications within the scope of the invention will be apparent to those of ordinary skill in this technological field. It is to be appreciated that features described with respect to one embodiment typically can be applied to other embodiments.
- [0146] The invention can be embodied in other specific forms without departing from the spirit or essential characteristics thereof. The present embodiments are therefore to be considered in all respects as illustrative and not restrictive, the scope of the invention being indicated by the

appended claims rather than by the foregoing description, and all changes which come within the meaning and range of equivalency of the claims are therefore intended to be embraced therein.

[0147] Although exemplary embodiments have been provided in detail, various changes, substitutions and alternations could be made thereto without departing from spirit and scope of the disclosed subject matter as defined by the appended claims. Variations described for the embodiments may be realized in any combination desirable for each particular application. Thus particular limitations and embodiment enhancements described herein, which may have particular advantages to a particular application, need not be used for all applications. Also, not all limitations need be implemented in methods, systems, and apparatuses including one or more concepts described with relation to the provided embodiments. Therefore, the invention properly is to be construed with reference to the claims.

What is claimed is:

1. A game controller device comprising:
 - a processor for executing an algorithm for controlling a game being executed by a game console;
 - a High Dimensional Touch Parameter (HDTP) touch surface, the HDTP touch surface for receiving user touch input and generating real-time tactile information, wherein the real-time tactile information is arranged to be processed to generate HDTP control signals to control the game, and wherein the HDTP touch surface comprises a touch-screen, the resulting system arranged to provide at least a game controller function; and
 at least one networking element configured to enable the device to communicate with the game console controlled by at least the game controller function of the multiple-function device,
 - wherein the multiple-function device directs the HDTP control signals to at least a game console, and
 - wherein at least 3-dimensional (3D) control signals responsive to 3D aspects of touch measured by the HDTP touch surface are provided to control at least one 3D aspect of a visual response produced by the game.
2. The device of claim 1 wherein the HDTP touch surface comprises a capacitive sensor.
3. The device of claim 1 wherein the HDTP touch surface comprises an OLED array.
4. The device of claim 1 wherein the HDTP touch surface enables measurement of a roll angle.
5. The device of claim 1 wherein the HDTP touch surface enables measurement of a pitch angle.
6. The device of claim 1 wherein the HDTP touch surface enables measurement of a yaw angle.
7. The device of claim 1 wherein the HDTP touch surface enables measurement of a pitch angle.
8. The device of claim 1 wherein the HDTP touch surface provides a control signal responsive to pressure applied to the touchscreen that is arranged to control an electronic game.
9. The device of claim 1 wherein the networking element is further configured to provide an interface to a WiFi network.
10. The device of claim 1 wherein the networking element is further configured to network the device with the internet.
11. A game controller device comprising:
 - a processor for executing an algorithm for controlling a game;
 - a High Dimensional Touch Parameter (HDTP) touch surface for receiving user touch input and generating real-time tactile information, wherein the real-time tactile information is arranged to be processed to generate HDTP control signals to control the game and wherein the HDTP touch surface comprises a touch-screen, the resulting system arranged to provide at least a game controller function; and
 at least one networking element configured to network the device to at least two game consoles,
 - wherein the multiple-function device directs the HDTP control signals to at least the at least two game consoles, and
 - wherein at least 3-dimensional (3D) control signals responsive to 3D aspects of touch measured by the HDTP touch surface are provided to control at least one 3D aspect of a visual response produced by the game.
12. The device of claim 11 wherein the HDTP touch surface comprises a capacitive sensor.
13. The device of claim 11 wherein the HDTP touch surface comprises an OLED array.
14. The device of claim 11 wherein the HDTP touch surface enables measurement of a roll angle.
15. The device of claim 11 wherein the HDTP touch surface enables measurement of a yaw angle.
16. The device of claim 11 wherein the networking element is further configured to provide an interface to a WiFi network.
17. The device of claim 11 wherein the device is further configured to network with the Internet.
18. The device of claim 11 wherein the HDTP touch surface provides a control signal responsive to pressure applied to the touchscreen that is arranged to control an electronic game.
19. A touchscreen-controlled device for at least controlling games, the device comprising:
 - at least one processor for executing at least one algorithm; and
 at least one touchscreen arrangement for measuring tactile information including touch location and touch pressure,
 - wherein the touchscreen arrangement is configured to provide real-time tactile information including touch location and touch pressure to the algorithm,
 - wherein the algorithm at least performing pressure measurement processing functions and for creating control signals responsive to at least the pressure applied to the touchscreen, and

wherein the algorithm is at least configured to control an electronic game.

20. The device of claim **19**, wherein the device further comprising an audio speaker that can be used by the electronic game.

21. The device of claim **20**, wherein the device audio speaker can be used by other functions of the device that are not electronic games.

22. The device of claim **19**, wherein the device further comprising an audio microphone.

23. The device of claim **19**, wherein the device is configured to interface to a wireless network.

* * * * *